




Pearson  
PTE Academic

# Score Guide for institutions

Version 4 - April 2020



# Table of Contents

<b>Introduction</b> .....	<b>3</b>
<b>1. Reported Scores: An Overview</b> .....	<b>4</b>
<i>Overall score</i> .....	5
<i>Communicative skills scores</i> .....	5
<i>Enabling skills scores</i> .....	5
<b>2. Using PTE Academic Scores</b> .....	<b>8</b>
<i>How institutions can use PTE Academic scores</i> .....	8
Overall score and communicative skills scores .....	8
Enabling skills scores .....	9
Test reliability .....	9
Error of measurement .....	10
Overall score and communicative skills scores .....	10
Enabling skills scores .....	11
Alignment with the CEFR .....	12
The PTE Academic Score Scale and the CEFR .....	12
What PTE Academic scores mean .....	13
PTE Academic requirements .....	14
<b>3. Estimates of Concordance between PTE Academic, TOEFL and IELTS</b> .....	<b>15</b>
Estimates of concordance between PTE Academic and TOEFL iBT .....	16
Estimates of concordance between PTE Academic and IELTS .....	17
<b>4. Scored Samples</b> .....	<b>18</b>
Automated scoring .....	18
Scoring written English skills .....	18
Scoring spoken English skills .....	19
Enabling skill scores and trait scores .....	20
Spoken samples .....	21
Example <i>Describe image</i> item .....	21
Test Taker responses .....	24
Overall performance rating .....	26
Written samples .....	27
Example <i>Write essay</i> item 'Tobacco' .....	27
Test Taker Responses .....	30
Overall performance rating .....	33
<b>7. References</b> .....	<b>35</b>
Using PTE Academic scores .....	35
Concordance to other tests .....	35
<b>8. Glossary</b> .....	<b>36</b>
<b>Appendix</b> .....	<b>39</b>

# Introduction

Pearson Test of English Academic (PTE Academic) is an international computer-based English language test. It provides a measure of a test taker's language ability in order to assist education institutions and professional and government organizations that require a standard of academic English language proficiency for admission purposes.

The *Score Guide* is designed for institutions who want to learn more about how the different tasks in PTE Academic are scored. The Guide will help you to understand:

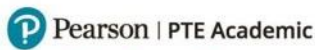
- What test takers are assessed on
- How to use scores reported on the score report
- How to compare PTE Academic scores with scores on other English language tests
- How automated scoring operates
- Example test taker responses

The Guide has been bookmarked and linked so that you can access sections quickly from the 'Contents' page and dip into the topics you want to know more about.

The contents of this Guide, along with those published on our [website](#), are the only official and valid information about PTE Academic.

# 1. Reported Scores: An Overview

PTE Academic reports an overall score, communicative skills scores and enabling skills scores. Below is a picture of a full score report. On the next page, there is a picture showing the score details, with an explanation of what they mean.



## Test Taker Score Report

Example Test Taker

Score Report Code: 876543A21B

**Test Taker ID:** PTE987654321  
**Date of Birth:** 12 August 1995  
**Country of Citizenship:** China  
**Country of Residence:** United Kingdom  
**Gender:** Female  
**Email Address:** ptecandidate123@ptecandidate.com  
**Registration ID:** 987654321  
**Test Date:** 11 February 2019  
**Test Center Country:** United Kingdom  
**Test Center ID:** 00011  
**First-Time Test Taker:** Yes  
**Report Issue Date:** 15 February 2019  
**Scores Valid Until:** 11 February 2021



Test Taker, Example

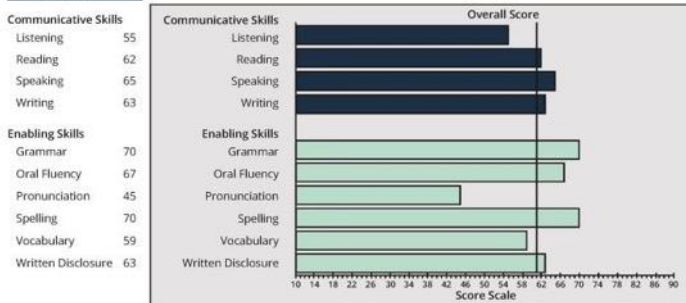
876543A21B

**Overall Score: 61**

The Overall Score for the PTE Academic is based on the test taker's performance on all items in the test. The scores for Communicative Skills and Enabling Skills are based on the test taker's performance on only those items that pertain to these skills specifically. As many items contribute to more than one Communicative or Enabling Skill, the Overall Score cannot be computed directly from the Communicative Skill scores or from the Enabling Skill scores. The graph below indicates this test taker's Communicative Skills and Enabling Skills relative to his or her Overall Score.

When comparing the Overall Score and the scores for Communicative Skills and Enabling Skills, please be aware that there is some imprecision in all measurement, depending on a variety of factors. For more information on interpreting PTE Academic scores, please refer to *Interpreting the PTE Academic Score Report* which is available at [www.pearsonpte.com/ptecademic/scores](http://www.pearsonpte.com/ptecademic/scores).

### Skills Profile



Score Report representation might differ from current score reports.

**NOTE TO INSTITUTIONS:** This score report is not valid unless authenticated on the PTE Academic Score Report Website: [www.pearsonvue.com/ptescores](http://www.pearsonvue.com/ptescores).

## Overall Score: 61

The Overall Score for the PTE Academic is based on the test taker's performance on all items in the test. The scores for Communicative Skills and Enabling Skills are based on the test taker's performance on only those items that pertain to these skills specifically. As many items contribute to more than one Communicative or Enabling Skill, the Overall Score cannot be computed directly from the Communicative Skill scores or from the Enabling Skill scores. The graph below indicates this test taker's Communicative Skills and Enabling Skills relative to his or her Overall Score.

When comparing the Overall Score and the scores for Communicative Skills and Enabling Skills, please be aware that there is some imprecision in all measurement, depending on a variety of factors. For more information on interpreting PTE Academic scores, please refer to *Interpreting the PTE Academic Score Report* which is available at [www.pearsonpte.com/pteacademic/scores](http://www.pearsonpte.com/pteacademic/scores).

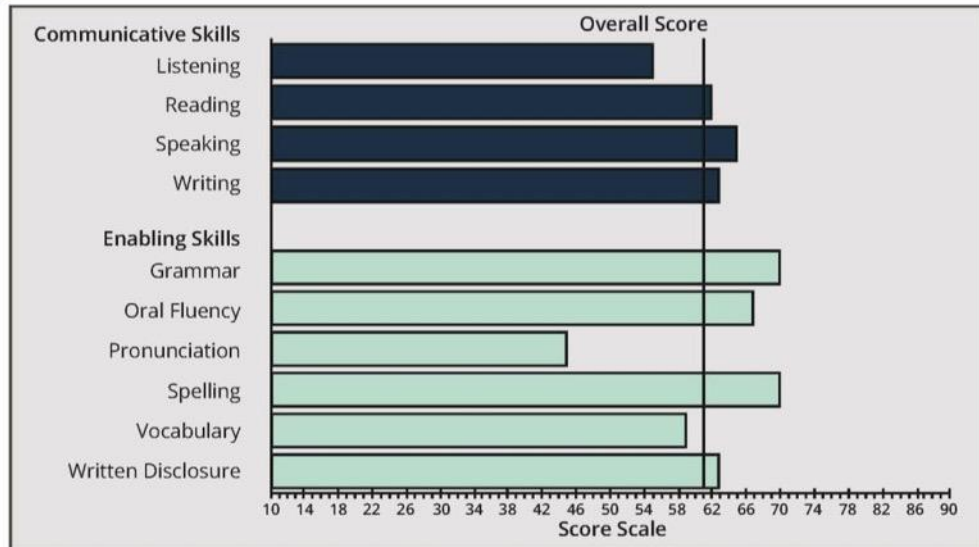
## Skills Profile

### Communicative Skills

Listening	55
Reading	62
Speaking	65
Writing	63

### Enabling Skills

Grammar	70
Oral Fluency	67
Pronunciation	45
Spelling	70
Vocabulary	59
Written Disclosure	63



Score Report representation right may differ from current score reports.

## Overall score

The overall score is based on performance on all test items (tasks in the test consisting of instructions, questions or prompts, answer opportunities and scoring rules). Each test taker answers between 71 and 83 items in any given test and there are 20 different item types. The score given on most items contributes to the overall score. The score range is 10–90 points.

## Communicative skills scores

The communicative skills measured are **listening, reading, speaking** and **writing**. These are the scores test takers will be judged on for visa/HEI entry. Items testing these communicative skills also test specific subskills. For integrated skills items (those assessing reading and speaking, listening and speaking, reading and writing, listening and writing, or listening and reading) the item score contributes to the score for both the communicative skills that the item assesses. The score range for each skill is 10–90 points.

## Enabling skills scores

Enabling skills are reported so that test takers can understand areas of strength and areas for improvement in their language ability. The enabling skills are **grammar, oral fluency, pronunciation, spelling, vocabulary, and written discourse**. Enabling skill scores are

summaries of a test taker’s performance on different aspects of language that are scored in different item types.

Some speaking and writing items are scored against criteria relating to traits in the spoken or written responses. Traits are characteristics of the response relating to features of language ability. The traits listed in the table below contribute to enabling skills scores, as well as to overall and communicative skills scores.

<b>Enabling skill</b>	<b>Enabling skill definition</b>	<b>Traits used in scoring</b>
<b>Oral fluency</b>	Smooth, effortless and natural-paced delivery of speech	Oral fluency
<b>Pronunciation</b>	Ability to produce speech sounds in a way that is easily understandable to most regular speakers of the language. Regional or national pronunciation variants are considered correct to the degree that they are understandable to most regular speakers of the language.	Pronunciation
<b>Written discourse</b>	Correct and communicatively efficient production of written language at the textual level. Written discourse skills are manifested in the structure of a written text, its internal coherence, logical development, and the range of linguistic resources used to express meaning precisely.	Development, structure and coherence  AND  General linguistic range
<b>Vocabulary</b>	Appropriate choice of words used to express meaning precisely in written and spoken English, as well as lexical range	Vocabulary
<b>Grammar</b>	Correct use of language with respect to word form and word order at the sentence level	Grammar
<b>Spelling</b>	Writing of words according to the spelling rules of the language. All national variations in spelling are considered correct.	Spelling

Some speaking and writing items are also scored for Content. Content scores identify how appropriately the content of a spoken or written response addresses the item prompt. Some writing items are scored for Form. Form scores are based on formal characteristics of the response such as the number of words. Content and Form scores contribute to overall and communicative skills scores, but do not contribute to any enabling skills scores.

For some speaking and listening items, when the content of a response to an item is scored as not dealing appropriately with an item prompt, or if formal requirements of the response are not met, no score points for the response will be given. Here are two examples giving descriptions of essay responses that will not receive any score points:

1. An essay which addresses a completely different topic from the item prompt (content)
2. An essay which is less than 120 words (form)

Please see Section 2: Item Scoring for further information on how items are scored.

## 2. Using PTE Academic Scores

PTE Academic uses 20 item types, reflecting different modes of language use and requiring different response tasks and formats. All items in PTE Academic are machine scored. Scores on a number of item types are based on correctness only, while scores on other item types requiring spoken or written responses are based, in addition to correctness, on formal aspects (e.g., number of words) and the quality of the response. The quality of the responses is reflected on the PTE Academic score report in the enabling skills: grammar, oral fluency, pronunciation, spelling, vocabulary and written discourse.

### How institutions can use PTE Academic scores

#### Overall score and communicative skills scores

The score report provides an overall score, a score for each communicative skill and a score for each of the enabling skills.

The **overall score** provides a general measure of a test taker's ability to deal with English in academic settings. The score range is from 10 to 90 points.

The **communicative skills scores** provide discrete information about the listening, reading, speaking and writing skills of a test taker. These skills are also scored between 10 and 90 points.

In the context of some university programs, the communicative skills scores may provide useful, additional information for making admissions decisions. For example, institutions may:

- Set the admission requirement based on the minimum overall score alone, without taking into account communicative skills scores in admission decisions;
- Set the admission requirement based on the minimum overall score in combination with a higher minimum on one of the communicative skills scores, because it is considered particularly important for the program the test taker wants to enter;
- Set the admission requirement based on the minimum overall score in combination with a lower minimum on one of the communicative skills scores, because it is considered less important for the program the test taker wants to enter.

Other combinations of the overall score and one or more of the communicative skills scores may be considered.



## Enabling skills scores

The enabling skills scores are also included in the PTE Academic score report. They provide information about particular strengths and weaknesses of a test taker's ability to communicate in speaking or writing. This information may be useful to determine the type of further English study and coursework required to improve a test taker's English language ability. The enabling skills scores should not be used when making admissions decisions because the 'measurement error' is too large. This is discussed in the 'Error of measurement' section on page 10.

A definition of the enabling skills is given in the table below:

Enabling Skills	Definition
<b>Grammar</b>	Correct use of language with respect to word form and word order at the sentence level
<b>Oral fluency</b>	Smooth, effortless and natural-paced delivery of speech
<b>Pronunciation</b>	Ability to produce speech sounds in a way that is easily understandable to most regular speakers of the language. Regional or national pronunciation variants are considered correct to the degree that they are understandable to most regular speakers of the language
<b>Spelling</b>	Writing of words according to the spelling rules of the language. All national variations in spelling are considered correct
<b>Vocabulary</b>	Appropriate choice of words used to express meaning precisely in written and spoken English, as well as lexical range
<b>Written discourse</b>	Correct and communicatively efficient production of written language at the textual level. Written discourse skills are manifested in the structure of a written text, its internal coherence, logical development, and the range of linguistic resources used to express meaning precisely

## Test reliability

Directly related to measurement error is test reliability, which is another way of expressing the likelihood that test results will be the same when a test is taken again under the same conditions, and therefore how accurately a reported test score reflects the true ability of the test taker.

Reliability is expressed as a number between 0 and 1, where 0 means no reliability at all and 1 means perfectly reliable. For tests that are used to make important decisions, high reliability (0.90 or higher) is required. The following table provides the reliability estimates of the overall score and the communicative skills scores within the PTE Academic score range of 53 to 79, which is the most relevant range for admission decisions. For more

information on the reliability of PTE Academic, refer to the paper *Establishing Construct and Concurrent Validity of Pearson Test of English Academic*, available at [pearsonpte.com/organisations/researchers/research-notes/](https://pearsonpte.com/organisations/researchers/research-notes/)

Score	Overall	Listening	Reading	Speaking	Writing
Reliability	0.97	0.92	0.91	0.91	0.91

*Estimated reliability of overall score and communicative skills scores within PTE Academic score range of 53 to 79*

## Error of measurement

Tests aim to provide a measure of ability. PTE Academic measures the ability to use English in academic settings. Naturally, measures of a test taker's English language abilities will vary; some candidates will have higher scores than others. The degree to which scores among test takers vary is the 'score variance'. The purpose of testing is to measure 'true variance' in ability among students, but all measurement contains some error.

The degree to which the score variance is due to error is called the 'error of measurement'. The remainder of the variance is due to 'true variance' in ability among test takers. The error of measurement is related to the reliability of the test: a smaller measurement error means higher reliability of test scores.

The error of measurement can be interpreted as follows:

- The true score of a test taker is within a range of scores around the reported score.
- The size of that range is defined by the error of measurement. For example, if the reported score is 60 and the error of measurement is 3, then the true score, with 68% certainty, is within one measurement error from the reported score; that is within the range of 57 (60-3) and 63 (60+3).
- The true score, with 95% certainty, is within twice the measurement error; that is within the range of 54 (60-2x3) to 66 (60+2x3).

## Overall score and communicative skills scores

There are two main approaches to estimating the error of measurement. In Classical Test Theory (CTT) the reliability estimate is assumed to apply to any score on a test, irrespective of whether the score is low, medium or high. Therefore, the error of measurement is assumed to be the same size anywhere on the test's score scale. That is why in CTT we speak of the Standard Error of Measurement (SEM). Many test providers report the SEM, and for PTE Academic this is 2.32. This figure is based on test data from 30,000 test takers.

An alternative approach to estimating the error of measurement is used in modern test theory, commonly referred to as Item Response Theory (IRT). IRT recognizes that the reliability of

a test is not uniform across an entire score scale. Tests tend to be less reliable towards the extreme low and high score ranges. Consequently, the size of the error of measurement tends to be larger towards these extreme scores. The size of the error is therefore conditional on the score and so, in IRT, we speak of Conditional Errors of Measurement (CEM).

The table below shows the average size of the CEM at five levels (A2 to C2) on the CEFR for the overall score and for the communicative skills scores that are provided on the PTE Academic score report. The size of the error at each score point is estimated by averaging scores across a random sample of 100 test forms from the PTE Academic item bank.

PTE Academic Scores		Average Measurement Error				
		A2	B1	B2	C1	C2
<b>Overall</b>		<b>2.5</b>	<b>2.4</b>	<b>2.7</b>	<b>3.2</b>	<b>3.5</b>
<b>Communicative skills</b>	<b>Listening</b>	3.7	3.4	3.8	4.4	4.9
	<b>Reading</b>	3.9	4.0	4.4	5.2	5.8
	<b>Speaking</b>	3.6	3.9	4.4	5.1	5.6
	<b>Writing</b>	4.3	3.7	4.1	4.8	5.3

*Measurement error for overall score and communicative skills scores at levels A2 to C2*

## Enabling skills scores

The error on the enabling skills scores is too large to justify use in high-stakes decision making. The following table shows the average error in score points for the enabling skills.

PTE Academic Scores	Average Measurement Error				
	A2	B1	B2	C1	C2
<b>Enabling skills</b>					
<b>Grammar</b>	20.7	21.6	20.5	18.7	17.8
<b>Oral fluency</b>	6.5	6.1	6.0	6.1	6.3
<b>Pronunciation</b>	6.4	6.5	6.3	6.3	6.4
<b>Spelling</b>	18.2	18.7	14.9	14.5	15.7
<b>Vocabulary</b>	10.9	10.7	10.8	11.4	12.3
<b>Written discourse</b>	28.5	29.6	28.1	26.6	26.6

*Measurement error for enabling skills scores at levels A2 to C2*

## Alignment with the CEFR

To ensure comparability and interpretability of test scores, PTE Academic has been aligned to the CEFR, which is recognized as a standard across Europe and in many countries outside of Europe. In the USA, the National Council of State Supervisors for Languages (NCSSFL) has introduced the use of the LinguaFolio Self-Assessment Grid (NCSSFL, 2008), which relates language levels to the scales of both the ACTFL (American Council on the Teaching of Foreign Languages) and the CEFR.

The CEFR includes a set of consecutive language levels defined by descriptors of language competencies. The six-level framework was developed by the Council of Europe (2001) to enable language learners, teachers, universities or potential employers to compare and relate language qualifications by level.

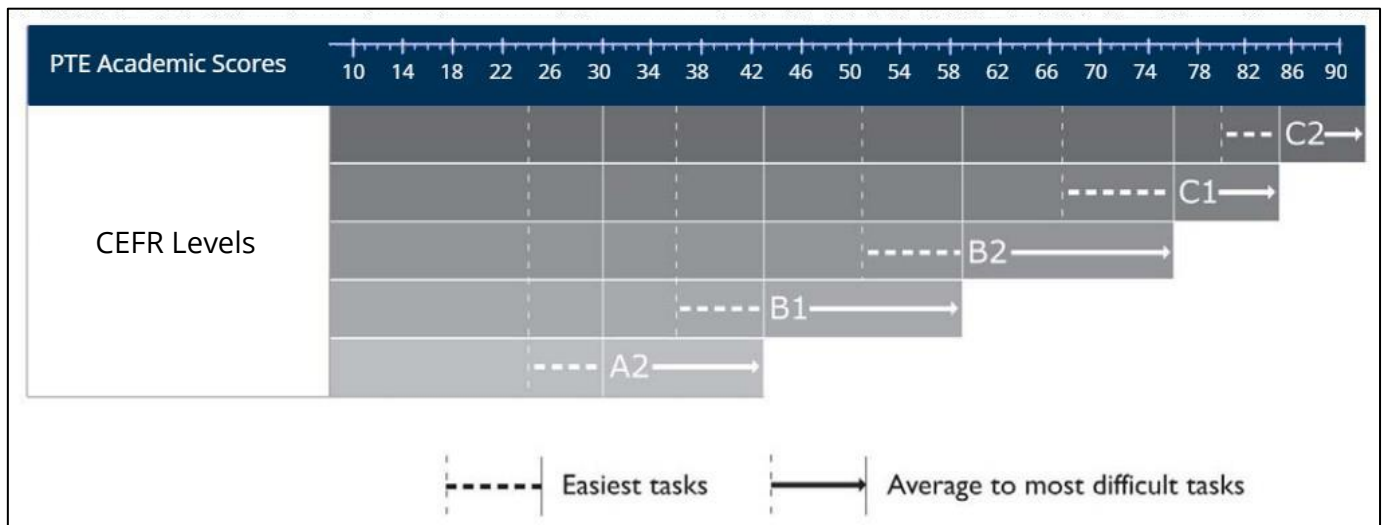
Alignment of PTE Academic to the CEFR levels provides a means to interpret PTE Academic scores in terms of the level descriptors of the CEFR. As these descriptors focus on what an English language learner can do, scores that are properly aligned to the CEFR give educators and institutions more relevant information about a test taker's ability.

### The PTE Academic Score Scale and the CEFR

The explanation of the alignment of PTE Academic to the CEFR is that to stand a reasonable chance at successfully performing any of the tasks defined at a particular CEFR level, learners must be able to demonstrate that they can do the average tasks at that level.

As students grow in ability, for example within the B1 level, they will become successful at doing even the most difficult tasks at that level and will also find they can cope with the easiest tasks at the next level. In other words, they are entering into the B2 level.

The following diagram shows PTE Academic scores aligned to the CEFR levels A2 to C2. The dotted lines on the scale show the PTE Academic score ranges that predict that test takers are likely to perform successfully on the easiest tasks at the next higher level. For example, if a candidate scores 51 on PTE Academic, this means that they are likely to be able to cope with the more difficult tasks within the CEFR B1 level. At the same time, according to their PTE Academic score, it predicts that they are likely to perform successfully on the easiest tasks at B2.



Alignment of PTE Academic scores to the CEFR

## What PTE Academic scores mean

PTE Academic alignment with the CEFR can only be fully understood if it is supported with information showing what it really means to be 'at a level'. In other words, are test takers likely to be successful with tasks at the lower boundary of a level, do they stand a fair chance of doing well on any task, or will they be able to do almost all the tasks, even the most difficult ones, at a particular level? The table below shows for each of the CEFR levels A2 to C2 which PTE Academic scores predict the likelihood of a test taker performing successfully on the easiest, average and most difficult tasks within each of the CEFR levels.

PTE Academic scores predicting the likelihood of successful performance on CEFR level tasks			
CEFR Level	Easiest	Average	Most Difficult
C2	80	85	NA
C1	67	76	84
B2	51	59	75
B1	36	43	58
A2	24	30	42

For example, if a test taker's PTE Academic score is 36, this predicts that they will perform successfully on the easiest tasks at B1. From 36 to 43, the likelihood of successfully performing the easiest tasks develops into doing well on the average tasks at B1. Finally, reaching 58 predicts that a candidate will perform well at the most difficult B1 level tasks.

The table under PTE Academic Requirements shows what PTE Academic scores in the range from A1 to C2 mean. The table includes shaded score ranges that predict some degree of performance at the next higher level, and it describes what a test taker is likely to be able to do within those score ranges.

## PTE Academic requirements

PTE Academic is scored against the Pearson Global Scale of English (GSE), giving you an accurate snapshot of test-taker performance on a scale of 10 – 90. A truly global English language standard, the GSE is based on research involving over 6000 teachers from more than 50 countries. The GSE extends the Common European Framework of Reference (CEFR) by pinpointing what needs to be mastered for the four skills of speaking, listening, reading and writing within a CEFR level at a granular level.

A score of **at least 36** is required for UK Visas & Immigration tier 4 student visas for students wanting to study on a course below degree level.

A score of **at least 51** is required for UK Visas & Immigration tier 4 student visas for students wanting to study on a course at or above degree level at an institution that is not a UK Higher Education Institution.

If students wish to study at degree level or above at a UK Higher Education Institution, then it is the university that decides on the score required. Our experience suggests that most universities require:

- for **undergraduate studies** a minimum score **between 51 and 61**
- for **postgraduate studies** a minimum score **between 57 and 67**
- for **MBA studies** a minimum score **between 59 and 69**

Please refer to the [Appendix](#) for a detailed table showing the GSE to CEFR ranges.

### 3. Estimates of Concordance between PTE Academic, TOEFL and IELTS

Based on research and empirical concordance studies, Pearson has produced concordance tables showing the relationship between the PTE Academic test, the IELTS Academic test and TOEFL. The table on the next page shows Pearson's current best estimate of concordance between PTE Academic scores and the CEFR. In addition, shaded score ranges indicate the PTE Academic scores that predict some degree of performance at the next CEFR level.

Please note that any attempt to predict a score on a particular test, based on the score observed on another test, will contain measurement error. This is caused by the inherent error in each of the tests in the comparison and in the estimate of the concordance. Furthermore, tests in the comparison do not measure exactly the same construct.

## Estimates of concordance between PTE Academic and TOEFL iBT

TOEFL iBT Score	PTE Academic Score
No data	85 - 90
120	84
119	83
118	82
117	81
115-116	80
114	79
113	78
112	77
110-111 109	76
107-108	75
106	74
105	73
103-104	72
102	71
101	70
99-100	69
98	68
97	67
95-96	66
94	65
93	64
91-92	63
	62

TOEFL iBT Score	PTE Academic Score
90	61
89	60
87-88	59
86	58
85	57
83-84	56
82	55
81	54
79-80 78	53
76-77	52
74-75	51
72-73	50
70-71	49
67-69	48
65-66	47
63-64	46
60-62	45
57-59	44
54-56	43
52-53	42
48-51	41
45-47	40
40-44	39
No data	38
	10 - 37



## Estimates of concordance between PTE Academic and IELTS

IELTS Score	PTE Academic Score
86 - 90	9.0
83 - 85	8.5
79 - 82	8.0
73 - 78	7.5
65 - 72	7.0
58 - 64	6.5
50 - 57	6.0
42 - 49	5.5
36 - 41	5.0
29 - 35	4.5
10 - 28	No data

# 4. Scored Samples

## Automated scoring

As the worldwide leader in publishing and assessment for education, Pearson is using several of its proprietary, patented technologies to automatically score test takers' performance on PTE Academic. Academic institutions, corporations and government agencies around the world have selected Pearson's automated scoring technologies to measure the abilities of students, staff or applicants. Pearson customers using automated spoken and written assessments include eight of the 2008 Fortune Top 20 companies; 11 of the 2008 Top 15 Indian BPO companies; the U.S., German and Dutch governments; world sports organizations, such as FIFA (organizers of the World Cup) and the Asian Games; major airlines and aviation schools; and leading universities and language schools.

An extensive field test program was conducted to test PTE Academic's test items and evaluate their effectiveness as well as to obtain the data necessary to train the automated scoring engines to evaluate PTE Academic items. Test data was collected from more than 10,000 test takers from 38 cities in 21 countries who participated in PTE Academic's field test. These test takers came from 158 different countries and spoke 126 different native languages, including (but not limited to) Cantonese, French, Gujarati, Hebrew, Hindi, Indonesian, Japanese, Korean, Mandarin, Marathi, Polish, Spanish, Urdu, Vietnamese, Tamil, Telugu, Thai and Turkish. The data from the field test were used to train the automated scoring engines for both the written and spoken PTE Academic items.

By combining the power of a comprehensive field test, in-depth research and Pearson's proven, proprietary automated scoring technologies, PTE Academic fills a critical gap by providing a state-of-the-art test that accurately measures the English language speaking, listening, reading and writing abilities of non-native speakers.

## Scoring written English skills

The written portion of PTE Academic is scored using the Intelligent Essay Assessor™ (IEA), an automated scoring tool that is powered by Pearson's state-of-the-art Knowledge Analysis Technologies™ (KAT™) engine. Based on more than 20 years of research and development, the KAT engine automatically evaluates the meaning of text by examining whole passages. The KAT engine evaluates writing as accurately as skilled human raters using a proprietary application of the mathematical approach known as Latent Semantic Analysis (LSA). Using LSA (an approach that generates semantic similarity of words and passages by analyzing large bodies of relevant text) the KAT engine "understands" the meaning of text much the same as a human does.

IEA can be tuned to understand and evaluate text in any subject area, and includes built-in detectors for off-topic responses or other situations that may need to be referred to human

readers. Research conducted by independent researchers as well as Pearson supports IEA's reliability for assessing knowledge and knowledge-based reasoning. IEA was developed more than a decade ago and has been used to evaluate millions of essays, from scoring student writing at elementary, secondary and university level, to assessing military leadership skills.

## Scoring spoken English skills

The spoken portion of PTE Academic is automatically scored using Pearson's Ordinate technology. Ordinate technology is the result of years of research in speech recognition, statistical modelling, linguistics and testing theory. The technology uses a proprietary speech processing system that is specifically designed to analyze and automatically score speech from native and non-native speakers of English. In addition to recognizing words, the system locates and evaluates relevant segments, syllables and phrases in speech and then uses statistical modelling technologies to assess spoken performance.

To understand the way that the Ordinate technology is "taught" to score spoken language, think about a person being trained by an expert rater to score speech samples during interviews. First, the expert rater gives the trainee rater a list of things to listen for in the test taker's speech during the interview. Then the trainee observes the expert testing numerous test takers, and, after each interview, the expert shares with the trainee the score he or she gave the test taker and the characteristics of the performance that led to that score. Over several dozen interviews, the trainee's scores begin to look very similar to the expert rater's scores. Ultimately, one could predict the score the trainee would give a particular test taker based on the score that the expert gave.

This, in effect, is how the machine is trained to score, only instead of one expert teaching the trainee, there are many expert scorers feeding scores into the system for each response, and instead of a few dozen test takers, the system is trained on thousands of responses from hundreds of test takers. Furthermore, the machine does not need to be told what features of the speech are important; the relevant features and their relative contributions are statistically extracted from the massive set of data when the system is optimized to predict human scores.

Ordinate technology powers the Versant™ line of language assessments, which are used by organizations such as the U.S. Department of Homeland Security, schools of aviation around the world, the Immigration and Naturalization Service in the Netherlands, and the U.S. Department of Education. Independent studies have demonstrated that Ordinate's automated scoring system can be more objective and more reliable than many of today's best human-rated tests, including one-on-one oral proficiency interviews. Further information about automated scoring is available on our website

[www.pearsonpte.com/organisations/teachers-teaching-resources/scoring/](http://www.pearsonpte.com/organisations/teachers-teaching-resources/scoring/)

# Enabling skill scores and trait scores

The PTE Academic test taker's score report includes:

1. Overall test scores,
2. Communication scores of the four skills of Reading, Writing, Listening and Speaking.
3. Enabling skills in Writing and Speaking - Grammar, Oral fluency, Pronunciation, Spelling, Vocabulary, and Written Discourse.

The sections that follow show examples of how scoring operates in Speaking and Writing items. The scoring mechanisms in writing and speaking items are based on collecting data on multiple relevant traits in each item, giving them each a score and then converting them all to an overall score in either Speaking or Writing. The automated system is trained on the trait scores of hundreds of items scored by human expert markers. Once trained, our automated systems can then quickly score all new Writing and Speaking items quickly and accurately. The traits measured in PTE academic include:

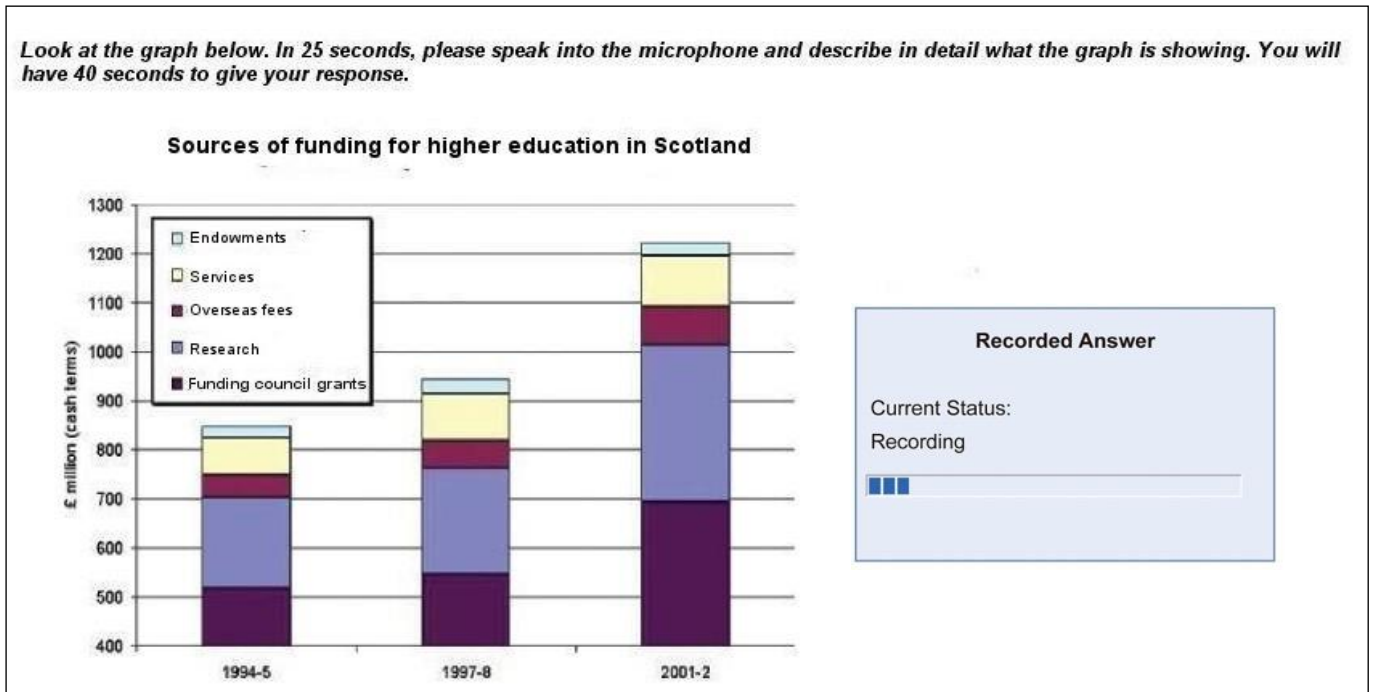
- Content
- Oral Fluency
- Pronunciation
- Form
- Development, structure and coherence
- Grammar
- General linguistic range
- Vocabulary

Some of these traits are reported also as discrete enabling skills, while other traits are combined to contribute to more generic enabling skills such as written discourse.

## Spoken samples

The PTE Academic automated scoring system correlates highly with human ratings. Studies have been carried out to compare human and machine scores for the speaking item type **Describe image** using tasks such as the example below.

### Example *Describe image* item



Samples of test taker responses at B1, B2 and C1 were collected as well as comments from the Language Testing division of Pearson. The ratings on each response include a machine score and scores from at least two human raters. In cases where the two human rater scores differed, an adjudicator was used to provide a third human rating.

## Scoring

The *Describe image* item is scored on three different traits:

Traits	Maximum raw score	Human rating	Machine score
Content	5	5	5
Oral fluency	5	5	5
Pronunciation	5	5	5
<b>Maximum item score</b>	<b>15</b>	<b>15</b>	<b>15</b>

These traits are scored as follows:

Content	Pronunciation	Oral fluency
<p><b>5:</b> Describes all elements of the image and their relationships, possible development and conclusion or implications</p>	<p><b>5 Native-like:</b> All vowels and consonants are produced in a manner that is easily understood by regular speakers of the language. The speaker uses assimilation and deletions appropriate to continuous speech. Stress is placed correctly in all words and sentence-level stress is fully appropriate.</p>	<p><b>5 Native-like:</b> Speech shows smooth, rhythm and phrasing. There are no hesitations, repetitions, false starts or non-native phonological simplifications.</p>
<p><b>4:</b> Describes all the key elements of the image and their relations, referring to their implications or conclusions</p>	<p><b>4 Advanced:</b> Vowels and consonants are pronounced clearly and unambiguously. A few minor consonant, vowel or stress distortions do not affect intelligibility. All words are easily understandable. A few consonants or consonant sequences may be distorted. Stress is placed correctly on all common words, and sentence level stress is reasonable.</p>	<p><b>4 Advanced:</b> Speech has an acceptable rhythm with appropriate phrasing and word emphasis. There is no more than one hesitation, one repetition or a false start. There are no significant non-native phonological simplifications.</p>
<p><b>3:</b> Deals with most key elements of the image and refers to their implications or conclusions</p>	<p><b>3 Good:</b> Most vowels and consonants are pronounced correctly. Some consistent errors might make a few words unclear. A few consonants in certain contexts may be regularly distorted, omitted or mispronounced. Stress dependent vowel reduction may occur on a few words.</p>	<p><b>3 Good:</b> Speech is at an acceptable speed, but may be uneven. There may be more than one hesitation, but most words are spoken in continuous phrases. There are few repetitions or false starts. There are no long pauses and speech does not sound staccato.</p>
<p><b>2:</b> Deals with only one key element in the image and refers to an implication or conclusion. Shows basic understanding of several core elements of the image</p>	<p><b>2 Intermediate:</b> Some consonants and vowels are consistently mispronounced in a non-native like manner. At least 2/3 of speech is intelligible, but listeners might need to adjust to the accent. Some consonants are regularly omitted, and consonant sequences may be simplified. Stress may be placed incorrectly on some words or be unclear.</p>	<p><b>2 Intermediate:</b> Speech may be uneven or staccato. Speech (if <math>\geq 6</math> words) has at least one smooth three-word run, and no more than two or three hesitations, repetitions or false starts. There may be one long pause, but not two or more.</p>

Content	Pronunciation	Oral fluency
<p><b>1:</b> Describes some basic elements of the image, but does not make clear their interrelations or implications</p>	<p><b>1 Intrusive:</b> Many consonants and vowels are mispronounced, resulting in a strong intrusive foreign accent. Listeners may have difficulty understanding about 1/3 of the words. Many consonants may be distorted or omitted. Consonant sequences may be non-English. Stress is placed in a non-English manner; unstressed words may be reduced or omitted, and a few syllables added or missed.</p>	<p><b>1 Limited:</b> Speech has irregular phrasing or sentence rhythm. Poor phrasing, staccato or syllabic timing, and/or multiple hesitations, repetitions, and/or false starts make spoken performance notably uneven or discontinuous. Long utterances may have one or two long pauses and inappropriate sentence-level word emphasis.</p>
<p><b>0:</b> Mentions some disjointed elements of the presentation</p>	<p><b>0 Non-English:</b> Pronunciation seems completely characteristic of another language. Many consonants and vowels are mispronounced, mis-ordered or omitted. Listeners may find more than 1/2 of the speech unintelligible. Stressed and unstressed syllables are realized in a non-English manner. Several words may have the wrong number of syllables.</p>	<p><b>0 Disfluent:</b> Speech is slow and labored with little discernible phrase grouping, multiple hesitations, pauses, false starts, and/or major phonological simplifications. Most words are isolated, and there may be more than one long pause.</p>

## Test Taker responses

### *Test-taker A: mid B1 Level*



[Listen to audio sample 'Test taker A'](#)

#### **Comment on response**

The response lacks some of the main contents. Only some obvious information from the graph is addressed. Numerous hesitations, non-native-like pronunciation, poor language use and limited control of grammar structures at times make the response difficult to understand.

#### **How the response was scored**

The table below and subsequent tables under 'How the response was scored' show the machine scores and the human ratings that have been assigned to this response. When the cells in the adjudicator column are empty, the adjudicator score does not deviate from the scores given by the first and second human rater.

Trait name	Maximum raw score	Machine score	Human rater 1	Human rater 2	Adjudicator
Content	5	1.69	2	2	
Oral fluency	5	1.62	4	2	2
Pronunciation	5	1.41	2	2	
<b>Total item score</b>	<b>15</b>	<b>4.72</b>	<b>8</b>	<b>6</b>	<b>6</b>

### *Test taker B: mid B2 Level*



[Listen to audio sample 'Test taker B'](#)

#### **Comment on response**

The test taker discusses some aspects of the graph and the relationship between elements, though some key points have not been addressed. The rate of speech is acceptable. Language use and vocabulary range are quite weak. There are some obvious grammar errors and inappropriate stress and pronunciation.



## How the response was scored

Trait name	Maximum raw score	Machine score	Human rater 1	Human rater 2	Adjudicator
Content	5	2.50	2	3	2
Oral fluency	5	3.71	4	5	3
Pronunciation	5	3.28	3	4	2
<b>Total item score</b>	<b>15</b>	<b>9.49</b>	<b>9</b>	<b>12</b>	<b>7</b>

### Test taker C: mid C1 Level



[Listen to audio sample 'Test taker C'](#)

### Comment on response

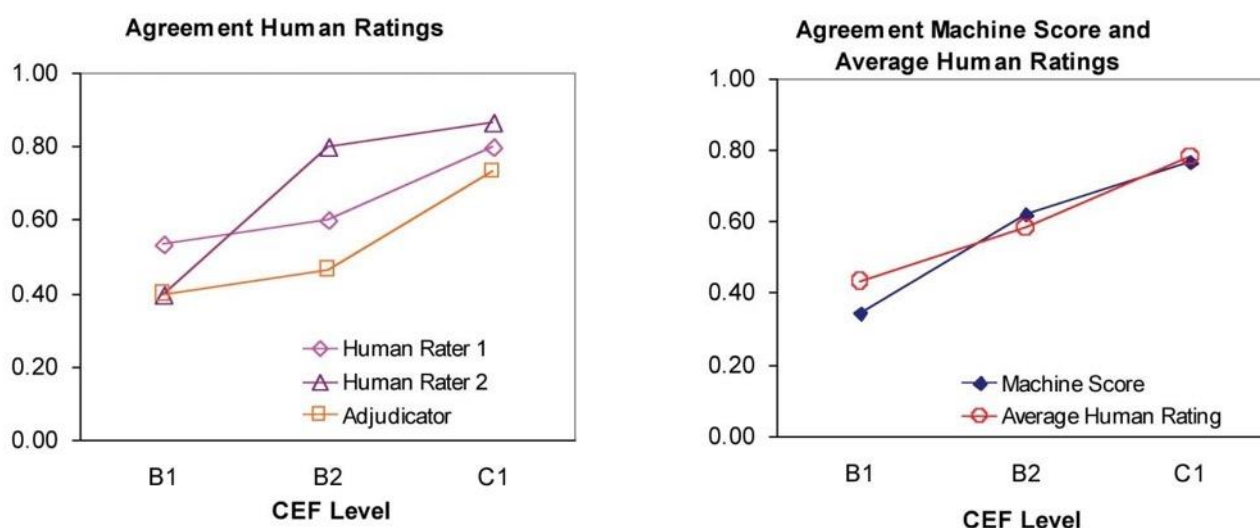
The test taker discusses the major aspects of the graph and the relationship between elements. The response is spoken at a fluent rate and language use is appropriate. There are few grammatical errors in the response. The candidate demonstrates a wide range of vocabulary. Stress is appropriately placed.

## How the response was scored

Trait name	Maximum raw score	Machine score	Human rater 1	Human rater 2	Adjudicator
Content	5	2.70	3	4	3
Oral fluency	5	4.03	4	5	4
Pronunciation	5	4.02	5	4	4
<b>Total item score</b>	<b>15</b>	<b>10.75</b>	<b>12</b>	<b>13</b>	<b>11</b>

## Overall performance rating

As shown from the scoring tables on the responses presented, the human ratings at trait level differed up to two score points out of six possible scoring categories (0 - 5). The two graphs below show the level of agreement of the total item score (sum of traits) of the human raters (graph on the left) and the agreement of the machine score with the average of the human ratings (graph on the right). The total item scores are rendered as a proportion of the total maximum item score (15) for the item. The human ratings vary substantially, especially for the B2 candidate, from a score that is only slightly higher than the score given to the B1 test taker, to a score that is close to the one given to the C1 test taker.



Note that these ratings were given by trained raters who had all recently passed a rater's exam. This example is therefore not typical for the human rating in general, but it shows that in some instances, especially for spoken responses, human raters have a hard time deciding on the most fitting score.

The automatic scoring system that has been trained on more than 100 human raters agrees quite well with the average human rating as shown in the graph on the right.

The machine-human comparison is part of the validation studies based on the field test responses for speaking, where 450,000 spoken responses were collected and scored, generating more than one million human ratings. The correlation between the human raw scores and the machine-generated scores for the overall measure of speaking was 0.89. In order to neutralize the effect of differences in severity amongst human raters, the human scores were scaled using Item Response Theory (IRT). The correlation with the machine scores then increases to 0.96. The reliability of the measure of speaking in PTE Academic is 0.91.

Score type	Human-human	Machine-human
Raw scores	0.87	0.89
IRT scaled	0.90	0.96

## Written samples

The PTE Academic automated scoring system correlates highly with average human ratings. Studies were carried out to compare human and machine scores for the writing item type **Write essay**, using tasks such as the example below.

### Example *Write essay* item 'Tobacco'

*You will have 20 minutes to plan, write and revise an essay about the topic below. Your response will be judged on how well you develop a position, organize your ideas, present supporting details, and control the elements of standard written English. You should write 200-300 words.*

Tobacco, mainly in the form of cigarettes, is one of the most widely-used drugs in the world. Over a billion adults legally smoke tobacco every day. The long term health costs are high - for smokers themselves, and for the wider community in terms of health care costs and lost productivity.

Do governments have a legitimate role to legislate to protect citizens from the harmful effects of their own decisions to smoke, or are such decisions up to the individual?

From the studies using these items, samples of test taker responses at B1, B2 and C1 are given as well as a comment from the Language Testing division of Pearson. Ratings on each response are provided including a machine score and scores from at least two human raters. In cases where the two human rater scores differed, an adjudicator was used to provide a third human rating.

### Scoring

The item type *Write essay* is scored on 7 different traits:

Traits	Maximum raw score	Human rating	Machine score
Content	3	3	3
Form	2		
Development, structure and coherence	2	2	2
Grammar	2	2	2
General linguistic range	2	2	2
Vocabulary range	2	2	2
Spelling	2		
<b>Maximum item score</b>	<b>15</b>	<b>11</b>	<b>15</b>

The form and spelling traits do not require human ratings for training the automatic scoring systems as they can be objectively scored. It can be assumed (if the human raters work

error-free) that the human rating on these two traits would have been identical to the machine score.

To make the total score from human rating comparable to the machine score, we need to take the score as a proportion of the maximum obtainable score by dividing the observed total score by the maximum possible score.

An item is not scored if the test taker's response does not meet the minimum requirements for the traits content and form (i.e., when a test taker scores 0 for content and/or form).

The traits are scored as follows:

<b>Content</b>	<b>Form</b>	<b>Development, structure and coherence</b>	<b>Grammar</b>
3: Adequately deals with the prompt			
2: Deals with the prompt but does not deal with one minor aspect	2: Length is between 200 and 300 words	2: Shows good development and logical structure	2: Shows consistent grammatical control of complex language. Errors are rare and difficult to spot.
1: Deals with the prompt but omits one major aspect or more than one minor aspect	1: Length is between 120 and 199 or between 301 and 380 words.	1: Is incidentally less well structured, and some elements or paragraphs are poorly linked	1: Shows a relatively high degree of grammatical control. No mistakes which would lead to misunderstandings
0: Does not deal properly with the prompt	0: Length is less than 120 or more than 380 words. Essay is written in capital letters, contains no punctuation or only consists of bullet points or very short sentences.	0: Lacks coherence and mainly consists of lists or loose elements	0: Contains mainly simple structures and/or several basic mistakes

General linguistic range	Vocabulary range	Spelling
<p>2: Exhibits mastery of a wide range of language to formulate thoughts precisely, give emphasis, differentiate and eliminate ambiguity. No sign that the test taker is restricted in what they want to communicate</p>	<p>2: Good command of a broad lexical repertoire, idiomatic expressions and colloquialisms</p>	<p>2: Correct spelling</p>
<p>1: Sufficient range of language to provide clear descriptions, express viewpoints and develop arguments</p>	<p>1: Shows a good range of vocabulary for matters connected to general academic topics. Lexical shortcomings lead to circumlocution or some imprecision.</p>	<p>1: One spelling error</p>
<p>0: Contains mainly basic language and lacks precision</p>	<p>0: Contains mainly basic vocabulary insufficient to deal with the topic at the required level</p>	<p>0: More than one spelling error</p>

## Test Taker Responses

### Test taker A: mid B1 Level

*Tobacco, mainly in the form of cigarettes, is one of the most widely-used drugs in the world. Over a billion adults legally smoke tobacco everyday. Recently, it is not only the adult. Even the high school students or college students smoke just because they want to know how it feels. It is also not limited by gender. Lots of women are smokers. Even the old people still smoke, as if they do not care about their healthy. Become a smoker is like make someone just care about the good feeling of smoking and makes them to forget the risks they will face in the future. The long term health costs are high - for smokers themselves, and for the wider community in temrs of health care costs and lost productivity. The worst risk that the smokers will face is lung cancer, which can cause death. The governments have a legitimate role to legislate to protect citizens from the harmful effects of their own decisions to smoke. For example they make rule about no smoking area, in the street, and public place. But it also the decisions of each individual wheter they want to continue their life as a smoker and take all the risk, or stop and learn to life healthier. (211 words)*

### Comment on response

The response is a simple essay which gives a minimal answer to the question. The argument contains insufficient supporting ideas. The structure is lacking in logic and coherence. There is frequent misuse of grammar and vocabulary. Vocabulary range is limited and inappropriate at times.

### How the response was scored

The table below and subsequent ones under 'How the response was scored' show the machine scores and the human ratings that have been assigned to this response. When the cells in the adjudicator column are empty, the adjudicator score does not deviate from the scores given by the first and second human rater.

Trait name	Maximum raw score	Machine score	Human rater 1	Human rater 2	Adjudicator
Content	2	1.80	2	2	
Development, structure and coherence	2	1.35	0	1	1
Form	2	2.00	n/a	n/a	
General linguistic Range	2	1.03	1	1	
Grammar	2	1.07	1	1	
Spelling	2	0.00	n/a	n/a	
Vocabulary range	2	0.93	1	2	1

Total item score	14	8.18	5	7	6
------------------	----	------	---	---	---

### Test taker B: mid B2 Level

*In my opinion it should be a combined effort of both government and an individual. In some countries specially in UK, government is trying to impose laws and regulations which discourage smoking, for example the law which prohibits smoking in pubs, bars and public areas. Also there are TV commercials and banners which explain the long term effects of smoking. As a result there has been some reduction in the number of people smoking before the law and now. But this effort is not enough. Until and unless an individual doesn't make an effort himself the problem cannot be solved. One has to have control of his own body and will power to overcome this habit turned necessity of the body. There has been a significant increase in amount of people who are approaching medical practitioners and NHS to help them to overcome this problem. There are also some NGO's who are working in this field. I think if we can spread awareness about the ill effects of smoking to teenagers, there will be less number of people who start smoking at the first place. It is a collective responsibility of government and parents as well. To conclude I can say that youngsters are the people who get fascinated by the whole idea of smoking, thus this concept should be changed by the efforts of government, media and by us as an individual. (234 words)*

### Comment on response

A systematic argument with appropriate highlighting of significant points and relevant supporting detail has been developed. Ability to evaluate different ideas or solutions to a problem has been demonstrated. However, some obvious grammar errors and inappropriate use of vocabulary can be found. There are also quite a number of spelling errors.

### How the response was scored

Trait name	Maximum raw score	Machine score	Human rater 1	Human rater 2	Adjudicator
Content	3	2.25	3	1	2
Development, structure and coherence	3	1.17	2	1	2
Form	3	2.00	n/a	n/a	
General linguistic range	3	1.42	1	1	
Grammar	3	1.68	1	2	3
Spelling	3	0.00	n/a	n/a	
Vocabulary range	3	1.32	1	1	

<b>Total item score</b>	<b>14</b>	<b>9.84</b>	<b>8</b>	<b>6</b>	<b>9</b>
-------------------------	-----------	-------------	----------	----------	----------

### **Test taker C: mid C1 Level**

*Outlawing tobacco use would create unprecedented controversy. Billions of people worldwide smoke; whether they are chain smokers or recreational smokers. Also, there are several multimillion dollar cigarette companies that will also suffer many consequences if tobacco use is made illegal. We must also consider the thousands of employees who will be left unemployed if such a legislation is made. Unfortunately, it is an industry that makes ridiculous amounts of money for many people, so the likelihood of banning it is minimal.*

*Nonetheless, it is a change that would benefit society on many levels in the long run. Smoking causes so many health care issues, so if smoking is made illegal, morbidity and mortality rates would be reduced significantly. Quality of life will be improved dramatically, and it will allow more people to enjoy their lives significantly longer.*

*Legislators must also consider the rights of the individual. Shouldn't every individual have the right to choose how they treat their body? The government can argue that these individuals may do as they wish, but then they must also suffer the consequences without government funding. They must take full responsibility for any health issues developed as a result of tobacco use, and not expect medicare or health insurance to cover costs caused by their own irresponsible negligent decisions.*

*In essence, if individuals wish to make their own decisions to smoke, they must consider all the possible outcomes, and be willing to deal with these outcomes accordingly. (243 words)*

### **Comment on response**

Clear, well-structured exposition on the topic which touches upon the relevant issues. Points of view are given at some length with subsidiary points. Reasons and relevant examples are demonstrated. General linguistic range and vocabulary range are excellent. Phrasing and word choice is appropriate. There are very few grammar errors. Spelling is excellent.



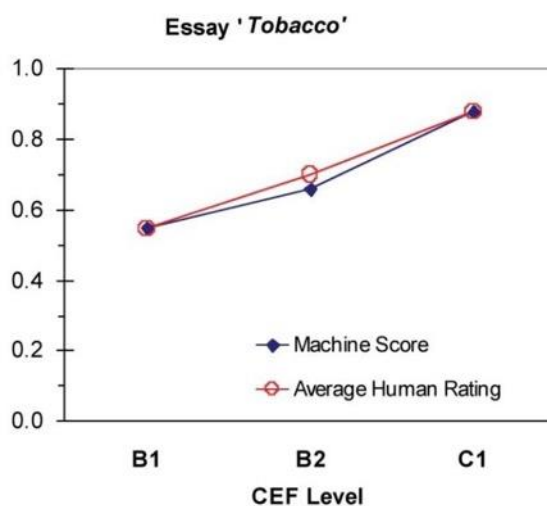
## How the response was scored

Trait name	Maximum raw score	Machine score	Human rater 1	Human rater 2	Adjudicator
Content	3	2.74	1	2	3
Development, structure and coherence	3	1.97	2	2	
Form	3	2.00	n/a	n/a	
General linguistic range	3	2.00	2	2	
Grammar	3	1.70	2	2	
Spelling	3	1.00	n/a	n/a	
Vocabulary range	3	1.82	1	2	2
<b>Total item score</b>	<b>14</b>	<b>13.23</b>	<b>8</b>	<b>10</b>	<b>11</b>

## Overall performance rating

As can be seen from the scoring tables on the essay responses, the machine scores correspond closely to the average human score. Although there is some variation at the trait level, the total item scores agree to a high degree. To illustrate this agreement the graph below shows the machine scores and the average human scores.

The graph illustrates the total (proportional) item score from the machine and from the human ratings for the essay responses. The results show that the machine generated total item scores are closely aligned with the average over the human ratings.



The machine-human comparison is part of the validation studies based on the field test responses for writing, where 50,000 written responses were collected and scored, generating about 0.6 million human ratings.

The correlation between the human raw scores and the machine-generated scores for the overall measure of writing was 0.88. In order to neutralize the effect of differences in severity amongst human raters, the human scores were scaled using IRT. The correlation with the machine scores then increases to 0.93. The reliability of the measure of writing in PTE Academic is 0.89.

<b>Score Type</b>	<b>Human-Human</b>	<b>Machine-Human</b>
<b>Raw scores</b>	0.87	0.88
<b>IRT scaled</b>	0.90	0.93

# 7. References

## Using PTE Academic scores

American Council for the Teaching of Foreign Languages (1986) ACTFL Proficiency Guidelines. Hastings-on-Hudson, NY

American Council for the Teaching of Foreign Languages (1999) ACTFL Proficiency Guidelines Speaking, (Revised), [actfl.org/files/public/Guidelinespeak.pdf](https://actfl.org/files/public/Guidelinespeak.pdf)

American Council for the Teaching of Foreign Languages (2001) ACTFL Proficiency Guidelines, [https://www.actfl.org/sites/default/files/pdfs/public/ACTFLProficiencyGuidelines2012\\_FINAL.pdf](https://www.actfl.org/sites/default/files/pdfs/public/ACTFLProficiencyGuidelines2012_FINAL.pdf)

Council of Europe (2001) Common European Framework of Reference for Languages: Learning, Teaching Assessment Cambridge: CUP

National Council of State Supervisors for Languages (2008) Linguafolio Self-Assessment Grid, <https://ncssf.org/lfmodules/appendix-a/>

## Concordance to other tests

Cassady, Jerrell C. (2001) Self-Reported GPA and SAT Scores. ERIC Digest. ERIC Identifier: ED458216

Council of Europe (2001) Common European Framework of Reference for Languages: Learning, Teaching, Assessment. Cambridge: CUP

ETS (2001) TOEFL Institutional Testing Program (ITP) and TOEIC Institutional Program (IP): Two On-Site Testing Tools from ETS at a Glance. Handout Berlin Conference 2001. Princeton: Educational Testing Service

ETS (2005) TOEFL ® Internet-based test: Score comparison tables. Princeton: Educational Testing Service

Linacre, J.M (1988; 2005) A Computer Program for the Analysis of Multi-Faceted Data. Chicago, IL: Mesa Press

## 8. Glossary

**ACTFL – American Council on the Teaching of Foreign Languages** – An individual membership organization of language educators, students and administrators dedicated to the improvement of the teaching and learning of all languages at all level of instruction organization.

**CEFR (also known as CEF)** – The Common European Framework of Reference for Languages put together by the Council of Europe to standardize the levels of language exams in different regions. Other exams are mapped to the CEFR.

**Communicative skills** – Four skills for which PTE Academic test takers receive reported scores. These skills are listening, reading, speaking and writing.

**Concordance studies** – The relationship between two or more scales of measurement.

**Enabling skills** – Skills used to rate performance in the communicative skills of speaking and writing. The enabling skills measured in the PTE Academic are grammar, oral fluency, pronunciation, spelling, vocabulary, and written discourse. Test takers receive reported score for enabled skills.

**Enabling skills, grammar** – Correct use of language with respect to word form and word order at the sentence level.

**Enabling skills, oral fluency** – Smooth, effortless and natural-paced delivery of speech.

**Enabling skills, pronunciation** – Ability to produce speech sounds in a way that is easily understandable to most regular speakers of the language. Regional or national pronunciation variants are considered correct to the degree that they are understandable to most regular speakers of the language.

**Enabling skills, spelling** – Writing of words according to the spelling rules of the language. All national variations in spelling are considered correct.

**Enabling skills, vocabulary** – Appropriate choice of words used to express meaning precisely in written and spoken English, as well as lexical range.

**Enabling skills, written discourse** – Correct and communicatively efficient production of written language at the textual level. Written discourse skills are manifested in the structure of a written text, its internal coherence, logical development, and the range of

linguistic resources used to express meaning precisely

**Global Scale of English (GSE)** – The Pearson GSE is a truly global English language standard. Based on research involving over 6000 teachers from more than 50 countries, it extends the Common European Framework of Reference (CEFR) by pinpointing on a scale from 10 to 90 what needs to be mastered for the four skills of speaking, listening, reading and writing within a CEFR level, using a more granular approach. For additional information, visit: <https://www.pearson.com/english/about/gse.html>

**Integrated skills items** – Items on the test that require the use of more than one skill such as assessing reading and speaking, listening and speaking, reading and writing, listening and writing, or listening and reading.

**Intelligent Essay Assessor™ (IEA)** – An automated scoring tool that is powered by Pearson’s state-of-the-art Knowledge Analysis Technologies™ (KAT™) engine.

**Item Response Theory (IRT)** – A testing theory. IRT is based on the relationship between an individual’s performance on a test item and that individual’s levels of performance on an overall measure of the ability that item was designed to measure.

**Error of measurement** – The degree to which the score variance is due to error

**Formal aspects** – The form of a response: for example, whether it is over or under the word limit for a particular item type.

**IELTS** – International English Language Testing System. This test measures the language proficiency of people who want to study or work where English is used as a language of communication.

**LinguaFolio Self-Assessment Grid** – An assessment tool that relates language levels to the scales of both the ACTFL (American Council on the Teaching of Foreign Languages) and the CEFR (Common European Framework of Reference for Languages).

**National Council of State Supervisors for Languages (NCSSFL)** – An organization of education agency personnel from across the United States who have the responsibility of foreign/world language education at the state level.

**Ordinate technology** – A proprietary speech processing system that is specifically designed to analyze and automatically score speech from native and non-native speakers of English.

**Overall score** – Score based on test taker’s performance on all test items.

**PTE Academic** – Pearson Test of English Academic. PTE Academic is a 3-hour long, computer-based assessment of a person’s English language ability in an academic context. The test assesses an individual’s communicative skills of Reading, Writing, Listening and Speaking through questions using authentically-sourced material. In addition, the test provides feedback on enabling skills in the form of Oral Fluency, Grammar, Vocabulary, Written Discourse, Pronunciation and Spelling.

**Score variance** – The degree to which scores among test takers vary.

**TOEFL iBT** – A test that measures the ability to use and understand English at the university level, and evaluates how well the test taker combines reading, listening, speaking, and writing skills to perform academic tasks.

**Traits** – Items measured in PTE Academic that contribute to overall scores. These include content; oral fluency; pronunciation; form; development, structure and coherence; grammar; general linguistic range; and vocabulary.

# Appendix

The following table shows GSE to CEFR ranges discussed in section 2 and describes either average or threshold performance indicators at these levels.

PTE Academic Score	Common European Framework Level	Level Descriptor <sup>1</sup>	What does this mean for a score user?
GSE Range 80 - 85	<b>C2</b> <b>Easiest to Average CEFR indicators</b>	<b>Average Descriptor</b> Can understand with ease virtually everything heard or read. Can summarize information from different spoken and written sources, reconstructing arguments and accounts in a coherent presentation. Can express him/herself spontaneously, very fluently and precisely, differentiating finer shades of meaning even in more complex situations.	C2 is a highly proficient level and a student at this level would be extremely comfortable engaging in academic activities at all levels
GSE Range 67-84	<b>C1</b> <b>Easiest to Hardest CEFR indicators</b>	<b>Average Descriptor</b> Can understand a wide range of demanding, longer texts and recognize implicit meaning. Can express him/herself fluently and spontaneously without much obvious searching for expressions. Can use language flexibly and effectively for social, academic and professional purposes. Can produce clear, well-structured, detailed text on complex subjects, showing controlled use of organizational patterns, connectors and cohesive devices.	C1 is a level at which a student can comfortably participate in all post-graduate activities including teaching. It is not required for students entering university at undergraduate level. Most international students who enter university at a B2 level would acquire a level close to or at C1 after living in the country for several years, and actively participating in all language activities encountered at university.

<sup>1</sup> © The copyright of the level descriptors reproduced in this document belongs to the Council of Europe.

PTE Academic Score	Common European Framework Level	Level Descriptor <sup>4</sup>	What does this mean for a score user?
<b>GSE Range 51-75</b>	<b>B2 Easiest to Hardest CEFR indicators</b>	<b>Average Descriptor</b> Can understand the main ideas of complex text on both concrete and abstract topics, including technical discussions in his/her field of specialization. Can interact with a degree of oral fluency and spontaneity that makes regular interaction with native speakers quite possible without strain for either party. Can produce clear, detailed text on a wide range of subjects and explain a viewpoint on a topical issue giving the advantages and disadvantages of various options.	B2 was designed as the level required to participate independently in higher level language interaction. It is typically the level required to be able to follow academic level instruction and to participate in academic education, including both coursework and student life.
<b>GSE Range 51 - 58</b>	<b>Scores in this range predict success on the easiest tasks at B2</b>	<b>Threshold Descriptor</b> Has sufficient command of the language to deal with most familiar situations but will often require repetition and make many mistakes. Can deal with standard spoken language but will have problems in noisy circumstances. Can exchange factual information on familiar routine and non-routine matters within his/her field with some confidence. Can pass on a detailed piece of information reliably. Can understand the information content of the majority of recorded or broadcast material on topics of personal Interest delivered in clear standard speech.	



PTE Academic Score	Common European Framework Level	Level Descriptor <sup>4</sup>	What does this mean for a score user?
<b>GSE Range 36 - 58</b>	<b>B1 Easiest to Hardest CEFR indicators</b>	<p><b>Average Descriptor</b></p> <p>Can understand the main points of clear standard input on familiar matters regularly encountered in work, school, leisure, etc. Can deal with most situations likely to arise whilst in an area where the language is spoken. Can produce simple connected text on topics, which are familiar or of personal interest. Can describe experiences and events, dreams, hopes and ambitions and briefly give reasons and explanations for opinions and plans.</p>	B1 is insufficient for full academic level participation in language activities. A student at this level could 'get by' in everyday situations independently. To be successful in communication in university settings, additional English language courses are required.
<b>GSE Range 36 - 42</b>	<b>Scores in this range predict success on the easiest tasks at B1</b>	<p><b>Threshold Descriptor</b></p> <p>Has limited command of language, but it is sufficient in most familiar situations provided language is simple and clear. May be able to deal with less routine situations on public transport e.g., asking another passenger where to get off for an unfamiliar destination. Can re-tell short written passages in a simple fashion using the wording and ordering of the original text. Can use simple techniques to start, maintain or end a short conversation. Can tell a story or describe something in a simple list of points.</p>	

PTE Academic Score	Common European Framework Level	Level Descriptor <sup>4</sup>	What does this mean for a score user?
<b>GSE Range 24 - 42</b>	<b>A2 Easiest to Hardest CEFR indicators</b>	<b>Average Descriptor</b> Can understand sentences and frequently used expressions related to areas of most immediate relevance (e.g., very basic personal and family information, shopping, local geography, employment). Can communicate in simple and routine tasks requiring a simple and direct exchange of information on familiar and routine matters. Can describe in simple terms aspects of his/her background, immediate environment and matters in areas of immediate need.	A2 is an insufficient level for academic level participation.
<b>10 - 29</b>	<b>A1 or below</b>	Can understand and use familiar everyday expressions and very basic phrases aimed at the satisfaction of needs of a concrete type. Can introduce him/herself and others and can ask and answer questions about personal details such as where he/she lives, people he/she knows and things he/she has. Can interact in a simple way provided the other person talks slowly and clearly and is prepared to help.	A1 is an insufficient level for academic level participation.

© Copyright Pearson Education Ltd 2020. All rights reserved; no part of this publication may be reproduced without the prior written permission of Pearson Education Ltd.